



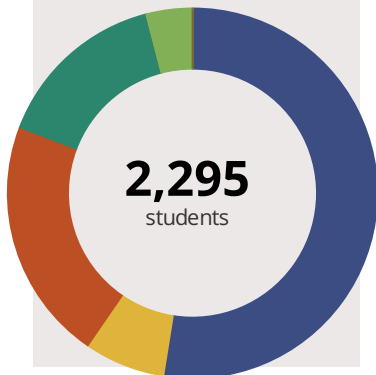
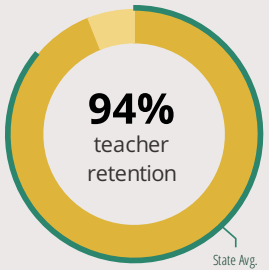
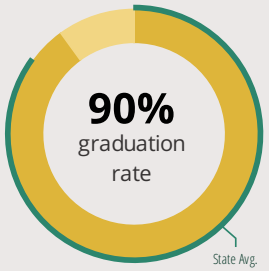
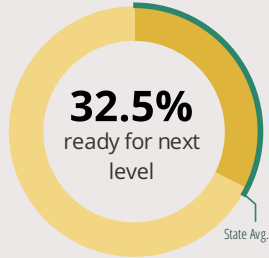
SCHAUMBURG HIGH SCHOOL

1100 W SCHAUMBURG RD SCHAUMBURG, IL 60194 4150 (847) 755-4610

Grades: 9-12
District: TOWNSHIP HSD 211

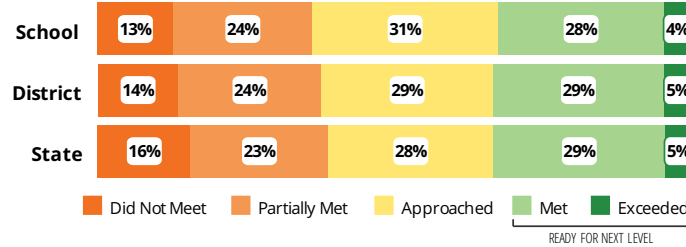
Principal: Mr. Timothy Little
Superintendent: Dr. Daniel Cates

FAST FACTS



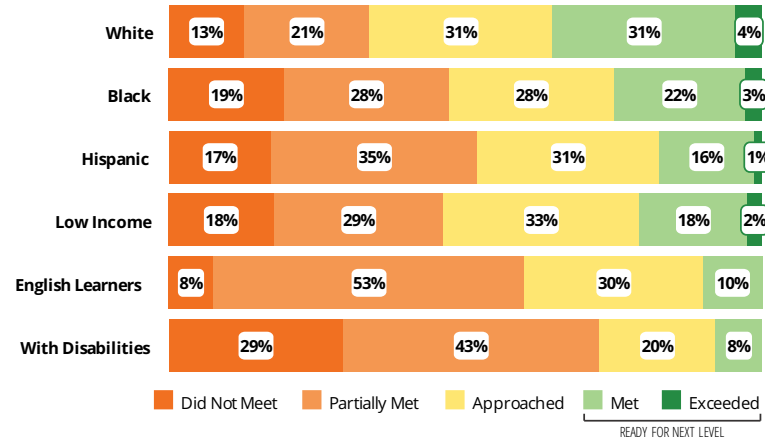
Academic Success

All Illinois students in grades 3-8 take the PARCC assessment each year. High school students take the PARCC in specific Math or English Language Arts (ELA) courses.



Success by Student Group

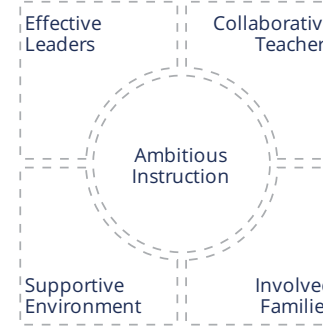
This display shows PARCC performance levels for each student group. No data is shown for groups with fewer than 10 students.



Student Characteristics

White	52%	Low Income	32%
Black	7%	English Learners	4%
Hispanic	21%	With Disabilities	11%
Asian	15%	Homeless	2%
American Indian	0%		
Two or More Races	4%		
Pacific Islander	0%		

School Environment



The **5Essentials Survey** allows students in grades 6-12 and all teachers to share their perspectives on essential conditions for learning. The anonymous survey consists of 5 components.

- Most implementation
- More implementation
- Average implementation
- Less implementation
- Least implementation
- Not Applicable/Low Response

Response Rates

Students	-
Teachers	-

Effective Leaders

Do principals and teachers implement a shared vision for success?

Collaborative Teachers

Do teachers collaborate to promote professional growth?

Ambitious Instruction

Are the classes challenging and engaging?

Supportive Environment

Is the school safe, demanding, and supportive?

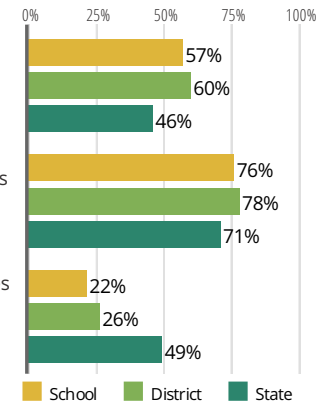
Involved Families

Does the entire staff build strong external relationships?

College Readiness

Ready for College Coursework

Students who meet or exceed ACT college readiness benchmarks



Postsecondary Enrollment

Students who enroll at colleges and universities

Postsecondary Remediation (lower is better)

Students enrolled in Illinois community colleges who require remedial coursework



SCHAUMBURG HIGH SCHOOL

School Highlights

Academic Courses

27 Advanced Placement courses in Art, English, Math, Science, Social Studies & World Language; 28 Dual Credit courses earning credit through U of I, NIU & Harper College; 22 courses in 4 World Language programs; 5 Project Lead the Way courses; 36 courses in Visual & Performing Fine Arts.

Physical Education, Heath and Wellness

Weight Lifting/Toning, Fit for Life, Basketball, Football, Dance, Adaptive PE, Soccer, Outdoor Adventure, PE Leadership, Aquatics, Cardio, Lifeguard Training, Partners PE, Raquet and Net Sports, Health Education Courses, Global Health Issues, Healthy Choices

Other Programs and Activities

55 clubs & activities, 4 service clubs, 101 Community partnerships, 9 IHSA competitive activities. 3 MSL Conference Champions, 14 State Award winners, 5 National Award winners, Flag Team placed 3rd in State. Yearbook, Newspaper, Literary Magazine

School Awards

31 Nationally Board Certified Teachers. English teacher, Brian Curtin, named 2013 IL Teacher of the Year. Class of 2014 grads awarded \$6.9 million in scholarships. Class of 2014 made AYP as determined by the State Bd. of Ed. 139 IHSA Academic Award Recipients. Flags & Pom Pons TDI State winners. Speech & Chess MSL Conf. Champions

Career Development Courses and Programs

The Dual Credit courses in the District allow for both high school credit and college credit. The enrollment requirements for these dual credit courses vary depending upon the specific college or university.

Athletics

32 programs & 170 teams, 36 MSL All-Conf. Selections, 1 MSL Div. Team Champion, 2 MSL Conf. Team Champions, 16 Daily Herald All-Area Selections, 2 All-State Selections, 2 IHSA Regional Champions, 1 IHSA Sectional Champion, 21 IHSA State Qualifying individuals, 1 IHSA State Qualifying team.

School Personnel Resources

While all SHS teachers are highly qualified, having at least a bachelor's degree in their content area and 85% have an advanced degree, 34 SHS teachers have National Board Certification. SHS also has a full-time certified nurse, 3 psychologists, 3 social workers, 10 counselors, and 2 speech/language/pathologists.

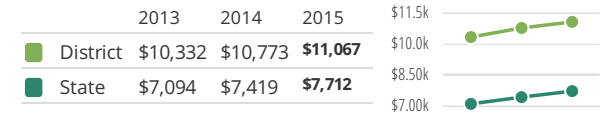
Facilities

Each District 211 high school is located on a 40-60 acre site, and able to accommodate 2,000-3,000 students. Each is equipped with an artificial turf stadium, running track, baseball and softball fields, swimming pool, multiple gymnasiums, tennis courts, an auditorium, and music practice rooms, plus computer, reading, science, and vocational labs.

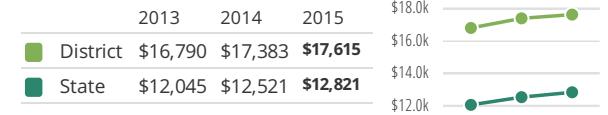
Most of this data has been collected by ISBE from school districts through data systems. Some information, such as the School Highlights, is entered directly by principals and can be updated throughout the year.

District Finance

Instructional Spending per Pupil includes only the activities directly dealing with the teaching of students or the interaction between teachers and students.



Operational Spending per Pupil includes all costs for overall operations in this school's district, including Instructional Spending, but excluding summer school, adult education, capital expenditures, and long-term debt payments.



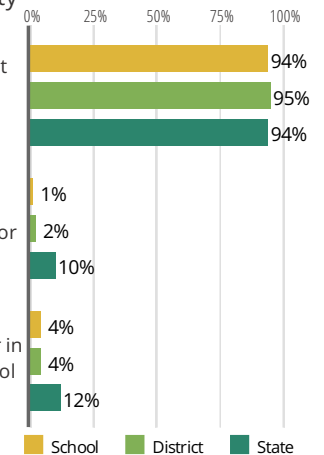
Educator Measures

This school has had **1 principal(s)** over the past 6 years. In the last three years, an average of **94% of teachers** return to this school each year.

Student Attendance and Mobility

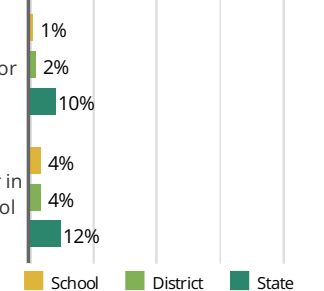
Attendance Rate

Rate at which students are present at school, not including excused or unexcused absences



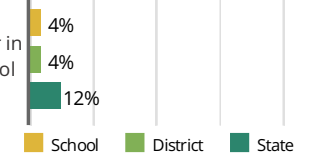
Chronic Truancy Rate

Percentage of students who have been absent without valid reasons for 5% or more of regular school days



Student Mobility

Percentage of students who transfer in or out of the school during the school year, not including graduates



FOR MORE INFORMATION

Visit IllinoisReportCard.com to see additional details about each item of information for this school. There you will find charts spanning multiple years, detailed explanations, resources, more of the school's programs and activities, and powerful tools that let you dig deeper into data.