



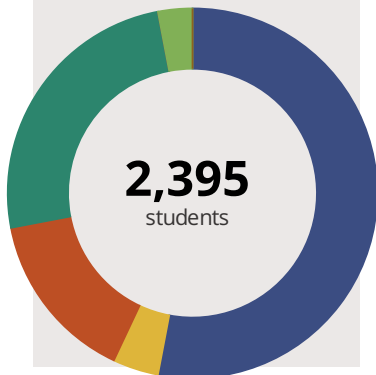
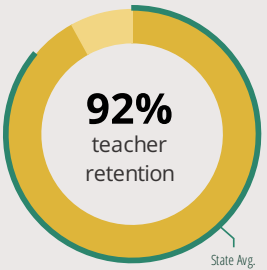
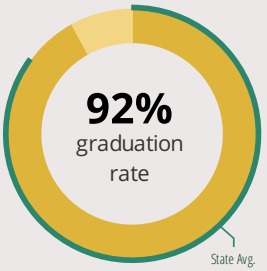
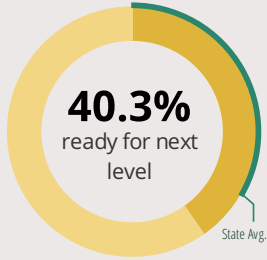
J B CONANT HIGH SCHOOL

700 E COUGAR TRL HOFFMAN ESTATES, IL 60169 3659 (847) 755-3610

Grades: 9-12
District: TOWNSHIP HSD 211

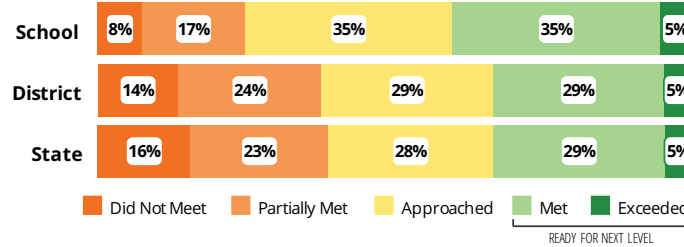
Principal: Mrs. Julie Nowak
Superintendent: Dr. Daniel Cates

FAST FACTS



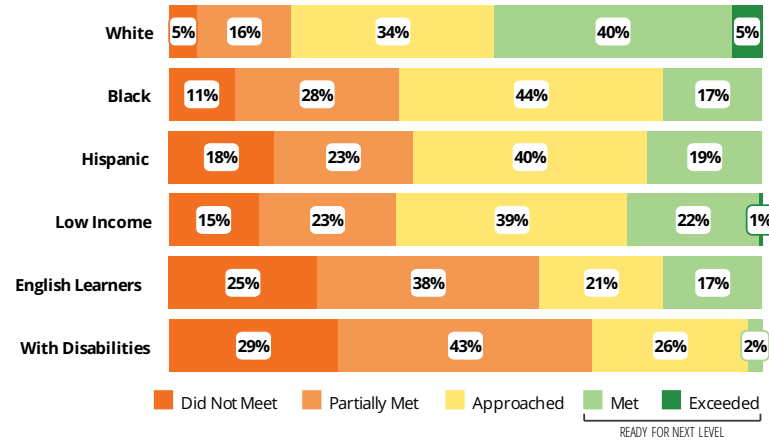
Academic Success

All Illinois students in grades 3-8 take the PARCC assessment each year. High school students take the PARCC in specific Math or English Language Arts (ELA) courses.



Success by Student Group

This display shows PARCC performance levels for each student group. No data is shown for groups with fewer than 10 students.

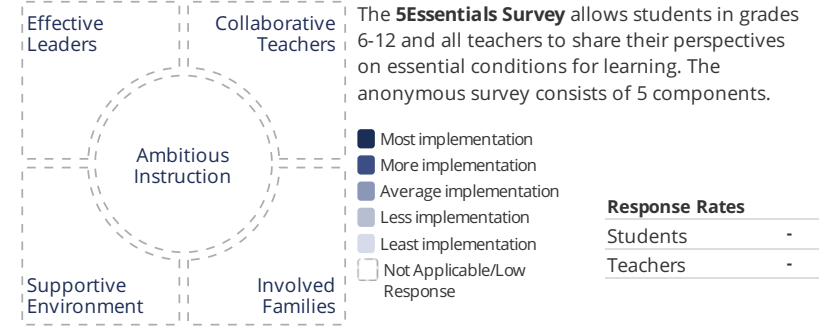


Student Characteristics

White	53%	Low Income	24%
Black	4%	English Learners	4%
Hispanic	15%	With Disabilities	9%
Asian	25%	Homeless	1%
American Indian	0%		
Two or More Races	3%		
Pacific Islander	0%		

School Environment

The **5Essentials Survey** allows students in grades 6-12 and all teachers to share their perspectives on essential conditions for learning. The anonymous survey consists of 5 components.



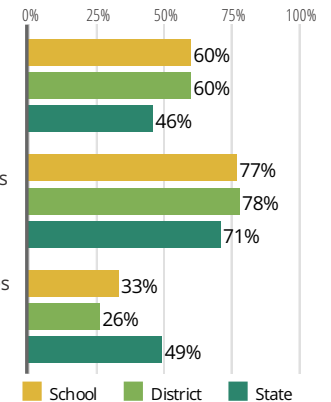
Response Rates

Students	-
Teachers	-

- Effective Leaders**
Do principals and teachers implement a shared vision for success?
- Collaborative Teachers**
Do teachers collaborate to promote professional growth?
- Ambitious Instruction**
Are the classes challenging and engaging?
- Supportive Environment**
Is the school safe, demanding, and supportive?
- Involved Families**
Does the entire staff build strong external relationships?

College Readiness

Ready for College Coursework
Students who meet or exceed ACT college readiness benchmarks



Postsecondary Enrollment
Students who enroll at colleges and universities

Postsecondary Remediation (lower is better)
Students enrolled in Illinois community colleges who require remedial coursework



J B CONANT HIGH SCHOOL

School Highlights

Academic Courses

29 Advanced Placement courses in Art, English, Math, Science, Social Studies and World Language; 30 Dual Credit courses earning credit through U of I, NIU and Harper College; 22 courses in 4 World Language; 6 Project Lead the Way Engineering courses; 32 courses in visual and performance fine arts.

Physical Education, Health and Wellness

Comprehensive PE and health education program focused on student fitness and wellness. 10 physical education courses including weight training, physical management, lifeguard training, individual sports, team sports, aquatics, adventure education and aerobic training.

Other Programs and Activities

15 academic clubs, 8 service clubs, 5 IHSA competitive activities, 5 Illinois, 17 Illinois Business Professionals of America Award winners, 5 Music All-State Orchestra Honors, 2 Cook County Sherriff's Youth Service Medal of Honor.

School Awards

11 Nationally Board Certified Teachers, 4 National Merit Semi-finalists, 102 Illinois State Scholars, 1 Daily Herald Academic Team Member, 3 Hall of Fame coaching inductees, 1 Chick Evans Scholarship Recipient, 5 All-time Highest Possible ACT, 89 AP Scholars, 14 National AP Scholars.

Career Development Courses and Programs

The Dual Credit courses in the District allow for both high school credit and college credit. The enrollment requirements for these dual credit courses vary depending upon the specific college or university.

Athletics

30 athletic programs, 89 athletic teams. 80 MSL All-Conference Selections, 4 MSL Divisional Team Championships, 3 MSL Conference Team Championships, 80 Daily Herald All-Area Selections, 9 All-State Selections, 4 IHSA Regional Championships, 5 IHSA Sectional Championships, 2 IHSA State place winners.

School Personnel Resources

While all CHS teachers are highly qualified, having at least a bachelor's degree in their content area and 88% have an advanced degree, 27 CHS teachers have National Board Certification. CHS also has a full-time certified nurse, 2 psychologists, 2 social workers, 9 counselors, and 1 speech/language/pathologist.

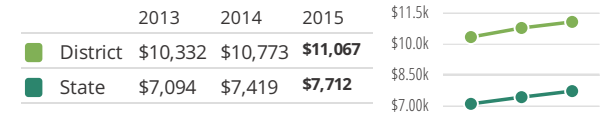
Facilities

Each District 211 high school is located on a 40-60 acre site, and able to accommodate 2,000-3,000 students. Each is equipped with an artificial turf stadium, running track, baseball and softball fields, swimming pool, multiple gymnasiums, tennis courts, an auditorium, and music practice rooms, plus computer, reading, science, and vocational labs.

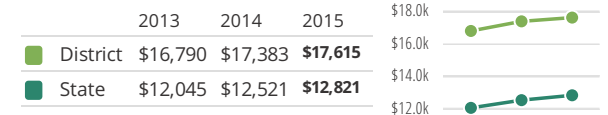
Most of this data has been collected by ISBE from school districts through data systems. Some information, such as the School Highlights, is entered directly by principals and can be updated throughout the year.

District Finance

Instructional Spending per Pupil includes only the activities directly dealing with the teaching of students or the interaction between teachers and students.



Operational Spending per Pupil includes all costs for overall operations in this school's district, including Instructional Spending, but excluding summer school, adult education, capital expenditures, and long-term debt payments.



Educator Measures

This school has had **2 principal(s)** over the past 6 years. In the last three years, an average of **92% of teachers** return to this school each year.

Student Attendance and Mobility

Attendance Rate

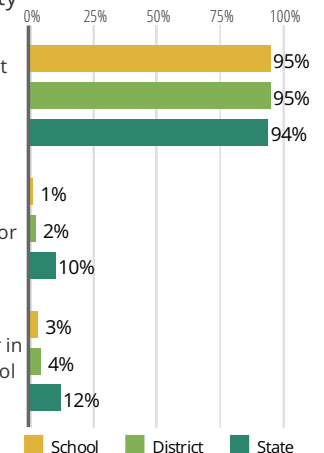
Rate at which students are present at school, not including excused or unexcused absences

Chronic Truancy Rate

Percentage of students who have been absent without valid reasons for 5% or more of regular school days

Student Mobility

Percentage of students who transfer in or out of the school during the school year, not including graduates



FOR MORE INFORMATION

Visit IllinoisReportCard.com to see additional details about each item of information for this school. There you will find charts spanning multiple years, detailed explanations, resources, more of the school's programs and activities, and powerful tools that let you dig deeper into data.