



PALATINE HIGH SCHOOL

1111 N ROHLWING RD PALATINE, IL 60074 3777 (847) 755-1610

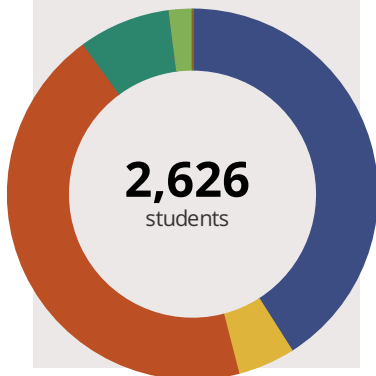
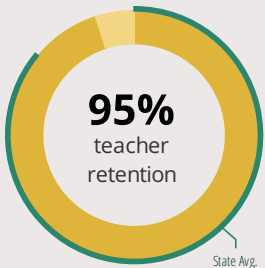
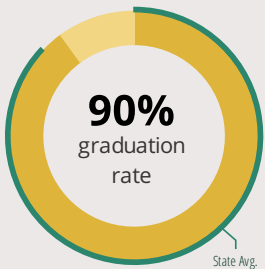
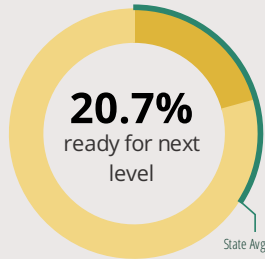
Grades: 9-12

District: TOWNSHIP HSD 211

Principal: Mr. Gary Steiger

Superintendent: Dr. Daniel Cates

FAST FACTS



Academic Success

All Illinois students in grades 3-8 take the PARCC assessment each year. High school students take the SAT in Math and English Language Arts.

Coming Soon!

Success by Student Group

This display shows SAT performance levels for each student group. No data is shown for groups with fewer than 10 students.

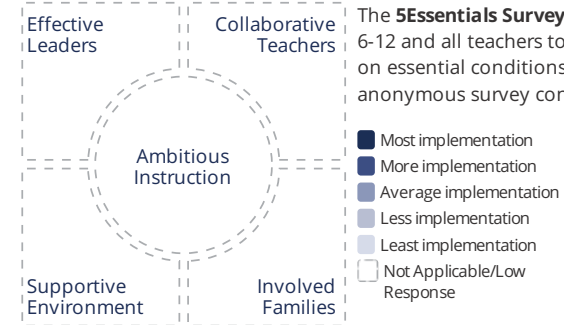
Coming Soon!

Student Characteristics

| | | | |
|-------------------|-----|-------------------|-----|
| White | 41% | Low Income | 54% |
| Black | 5% | English Learners | 9% |
| Hispanic | 44% | With Disabilities | 11% |
| Asian | 8% | Homeless | 3% |
| American Indian | 0% | | |
| Two or More Races | 2% | | |
| Pacific Islander | 0% | | |

School Environment

The **5Essentials Survey** allows students in grades 6-12 and all teachers to share their perspectives on essential conditions for learning. The anonymous survey consists of 5 components.



Response Rates

| | |
|----------|---|
| Students | - |
| Teachers | - |

Effective Leaders

Do principals and teachers implement a shared vision for success?

Collaborative Teachers

Do teachers collaborate to promote professional growth?

Ambitious Instruction

Are the classes challenging and engaging?

Supportive Environment

Is the school safe, demanding, and supportive?

Involved Families

Does the entire staff build strong external relationships?

College Readiness

Ready for College Coursework

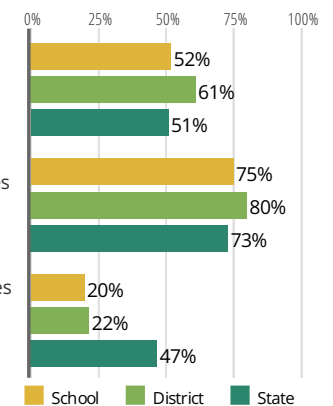
Students who meet or exceed ACT college readiness benchmarks

Postsecondary Enrollment

Students who enroll at colleges and universities

Postsecondary Remediation (lower is better)

Students enrolled in Illinois community colleges who require remedial coursework





PALATINE HIGH SCHOOL

School Highlights

Academic Courses

30 Advanced Placement courses in Art, English, Math, Science, Social Studies and World Language; 36 Dual Credit courses; 22 courses in 4 World Languages; 6 Project Lead the Way Engineering courses; 28 Fine Arts courses. Courses in Nursing, Manufacturing, Entrepreneurship, Early Childhood Education, Merchandising and other career readiness areas.

Physical Education, Health and Wellness

Comprehensive PE and health education program focused on student fitness and wellness. 25 PE courses including weight training, lifeguard training, individual sports, team sports, dance, aquatics, adventure education, yoga, gymnastics, and aerobic training. Health includes units on physical, emotional, mental and social health and well-being.

Other Programs and Activities

66 total Clubs and Activities, 23 Academic Clubs, 10 Service Clubs and 11 Competitive Activities. Math Team finished 12th at state meet, Science Olympiad finished 3rd in their regional competition. FCCLA qualified 10 students for state and 4 earned gold medals. State Octafinalist in Lincoln Douglas Debate. Multiple Journalism awards earned.

School Awards

PHS has twice been named a Blue Ribbon School of Excellence; Named a New American High School; Regularly named as one of the top high schools in the nation by U.S. News and World Reports and Newsweek; Multiple ISBE Those Who Excel Award winners. The class of 2016 had 108 Illinois State Scholars and were awarded almost \$5 Million in scholarships.

Career Development Courses and Programs

The Dual Credit courses in the District allow for both high school credit and college credit. The enrollment requirements for these dual credit courses vary depending upon the specific college or university.

Athletics

The Pirates have 31 athletic programs and 95 athletic teams. Our teams have had great success over the years, securing multiple conference, regional and sectional team championships as well as 61 team state trophies and 19 team champions. Multiple Pirates have been named All-Conference, All-Area or All-State and individual state champions.

School Personnel Resources

While all PHS teachers are highly qualified, having at least a bachelor's degree in their content area and 87% have an advanced degree, 36 PHS teachers have National Board Certification. PHS also has a full-time certified nurse, 3 psychologists, 3 social workers, 11 counselors, and 2 speech/language/pathologists.

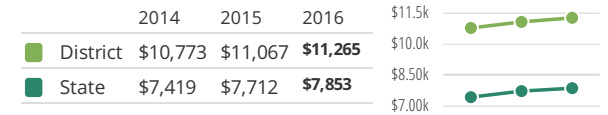
Facilities

Each District 211 high school is located on a 40-60 acre site, and able to accommodate 2,000-3,000 students. Each is equipped with an artificial turf stadium, running track, baseball and softball fields, swimming pool, multiple gymnasiums, tennis courts, an auditorium, and music practice rooms, plus computer, reading, science, and vocational labs.

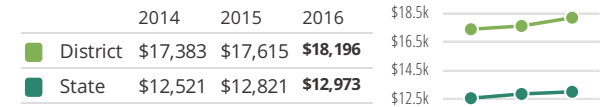
Most of this data has been collected by ISBE from school districts through data systems. Some information, such as the School Highlights, is entered directly by principals and can be updated throughout the year.

District Finance

Instructional Spending per Pupil includes only the activities directly dealing with the teaching of students or the interaction between teachers and students.



Operational Spending per Pupil includes all costs for overall operations in this school's district, including Instructional Spending, but excluding summer school, adult education, capital expenditures, and long-term debt payments.



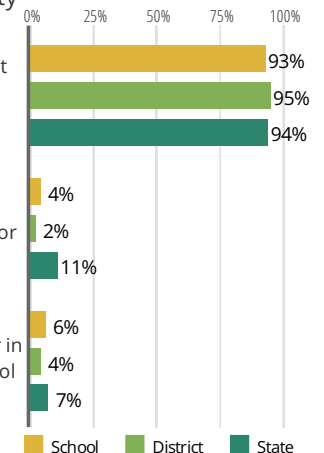
Educator Measures

This school has had **1 principal(s)** over the past 6 years. In the last three years, an average of **95% of teachers** return to this school each year.

Student Attendance and Mobility

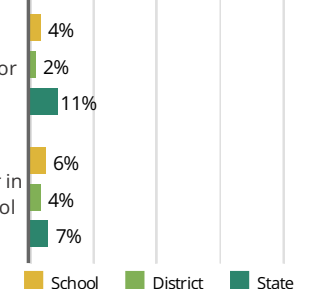
Attendance Rate

Rate at which students are present at school, not including excused or unexcused absences




Chronic Truancy Rate

Percentage of students who have been absent without valid reasons for 5% or more of regular school days



Student Mobility

Percentage of students who transfer in or out of the school during the school year, not including graduates



FOR MORE INFORMATION

Visit IllinoisReportCard.com to see additional details about each item of information for this school. There you will find charts spanning multiple years, detailed explanations, resources, more of the school's programs and activities, and powerful tools that let you dig deeper into data.