



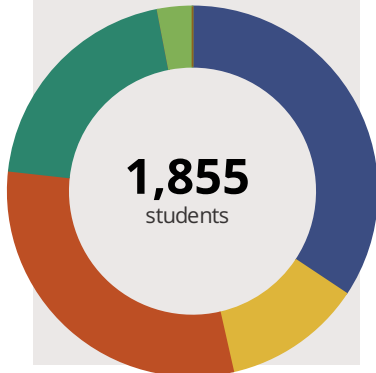
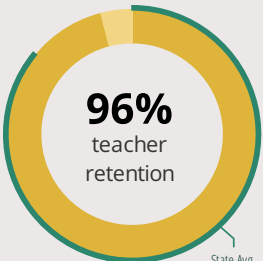
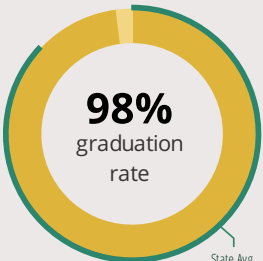
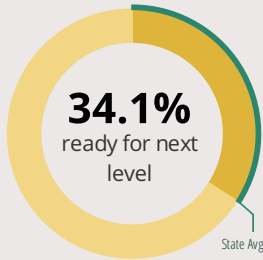
HOFFMAN ESTATES HIGH SCHOOL

1100 W HIGGINS RD HOFFMAN ESTATES, IL 60169 4050 (847) 755-5610

Grades: 9-12
District: TOWNSHIP HSD 211

Principal: Mr. Josh Schumacher
Superintendent: Dr. Daniel Cates

FAST FACTS



Academic Success

All Illinois students in grades 3-8 take the PARCC assessment each year. High school students take the SAT in Math and English Language Arts.

Coming Soon!

Success by Student Group

This display shows SAT performance levels for each student group. No data is shown for groups with fewer than 10 students.

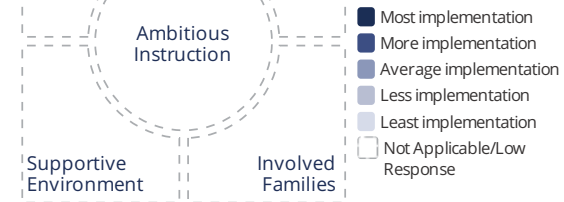
Coming Soon!

Student Characteristics

White	34%	Low Income	50%
Black	12%	English Learners	5%
Hispanic	30%	With Disabilities	11%
Asian	20%	Homeless	2%
American Indian	0%		
Two or More Races	3%		
Pacific Islander	0%		

School Environment

The **5Essentials Survey** allows students in grades 6-12 and all teachers to share their perspectives on essential conditions for learning. The anonymous survey consists of 5 components.



Response Rates

Students	-
Teachers	-

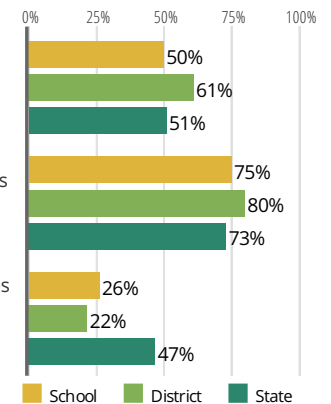
- Effective Leaders**
Do principals and teachers implement a shared vision for success?
- Collaborative Teachers**
Do teachers collaborate to promote professional growth?
- Ambitious Instruction**
Are the classes challenging and engaging?
- Supportive Environment**
Is the school safe, demanding, and supportive?
- Involved Families**
Does the entire staff build strong external relationships?

College Readiness

Ready for College Coursework
Students who meet or exceed ACT college readiness benchmarks

Postsecondary Enrollment
Students who enroll at colleges and universities

Postsecondary Remediation (*lower is better*)
Students enrolled in Illinois community colleges who require remedial coursework





HOFFMAN ESTATES HIGH SCHOOL

School Highlights

Academic Courses

29 Advanced Placement courses in Art, English, Math, Science, Social Studies and World Language; 24 Dual Credit courses through U of I, NIU and Harper College, Triton and College of DuPage; 22 courses in 4 World Language programs, 5 Project Lead the Way Engineering courses, 38 courses in visual and performance fine arts.

Physical Education, Health and Wellness

Comprehensive PE and health education program focused on student fitness and wellness. 10 physical education courses including weight training, physical management, individual sports, team sports, adventure education, aquatics, yoga, gymnastics, and aerobic training.

Other Programs and Activities

60 clubs and activities, 22 academic clubs, 1 Congressional Art competition selection, 2 national award winners, 1 IMEA state selection, 6 state award winners, 7 service clubs, 5 IHSA competitive activities.

School Awards

Blue Ribbon High School, Golden Apple Teachers, 16 National Board Certified Teachers, Those Who Excel honoree In 2014 and 2015: 2 National Merit Semi-finalist, 2 for Daily Herald Leadership Team Honorable Mentions, Daily Herald Academic Team Member, 1 Daily Herald Academic Team Honorable Mention, 2 Golden Apple Scholars, 56 Illinois State Scholars

Career Development Courses and Programs

The Dual Credit courses in the District allow for both high school credit and college credit. The enrollment requirements for these dual credit courses vary depending upon the specific college or university.

Athletics

32 athletic programs, 120 athletic teams, 1 MSL Divisional Team Championships, 13 Daily Herald All-Area Selections, 40 MSL All-Conference Selections, 5 IHSA Sectional Championships, 5 IHSA State Place Winners.

School Personnel Resources

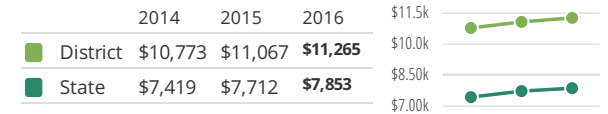
While all HEHS teachers are highly qualified, having at least a bachelor's degree in their content area and 88% have an advanced degree, 16 HEHS teachers have National Board Certification. HEHS also has a full-time certified nurse, 3 psychologists, 2 social workers, 9 counselors, and 3 speech/language/pathologists.

Facilities

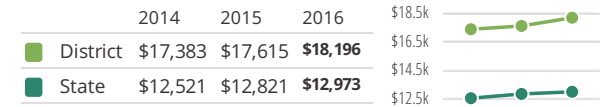
Hoffman Estates High School is able to accommodate 2500 students. The school building opened in 1973 and became a four-year campus in 1975. The original building has undergone many construction projects since opening, including the addition and remodeling of our fine arts, science, media, administrative, and athletic facilities.

District Finance

Instructional Spending per Pupil includes only the activities directly dealing with the teaching of students or the interaction between teachers and students.



Operational Spending per Pupil includes all costs for overall operations in this school's district, including Instructional Spending, but excluding summer school, adult education, capital expenditures, and long-term debt payments.



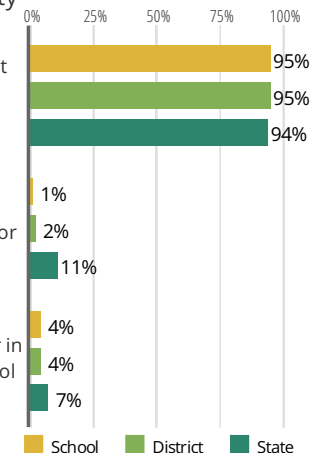
Educator Measures

This school has had **2 principal(s)** over the past 6 years. In the last three years, an average of **96% of teachers** return to this school each year.

Student Attendance and Mobility

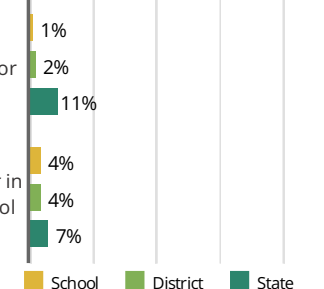
Attendance Rate

Rate at which students are present at school, not including excused or unexcused absences



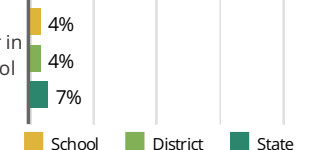
Chronic Truancy Rate

Percentage of students who have been absent without valid reasons for 5% or more of regular school days



Student Mobility

Percentage of students who transfer in or out of the school during the school year, not including graduates



FOR MORE INFORMATION

Visit IllinoisReportCard.com to see additional details about each item of information for this school. There you will find charts spanning multiple years, detailed explanations, resources, more of the school's programs and activities, and powerful tools that let you dig deeper into data.

Most of this data has been collected by ISBE from school districts through data systems. Some information, such as the School Highlights, is entered directly by principals and can be updated throughout the year.