

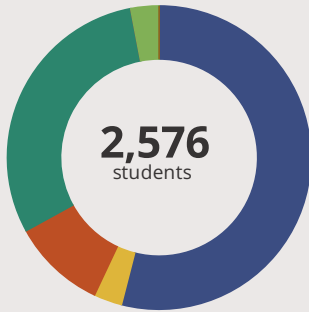
Wm Fremd High School

1000 S Quentin Rd Palatine, IL 60067 (847) 755-2610

Grades: 9 - 12
District: Township HSD 211

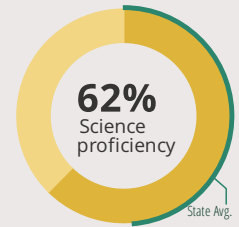
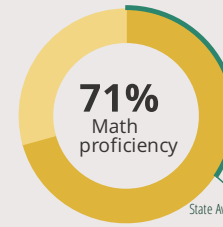
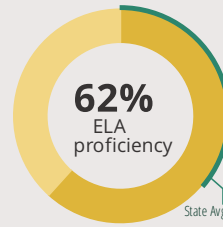
Principal: Mr. Kurt Tenopir
Superintendent: Dr. Daniel Cates

Fast Facts



Student Characteristics

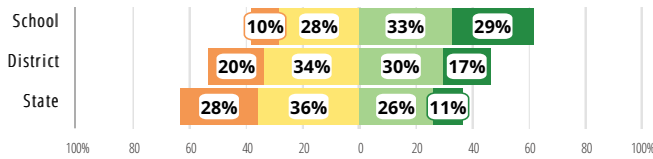
White	54%
Black	3%
Hispanic	10%
Asian	30%
American Indian	0%
Two or More Races	3%
Pacific Islander	0%
Low Income	15%
English Learners	3%
With IEPs	7%
With Disabilities	-
Homeless	0%



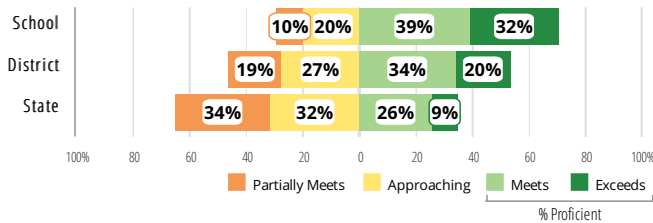
Academic Success

High school students take the SAT in English Language Arts and Math. The display shows SAT ELA & Math results in four performance levels.

English Language Arts



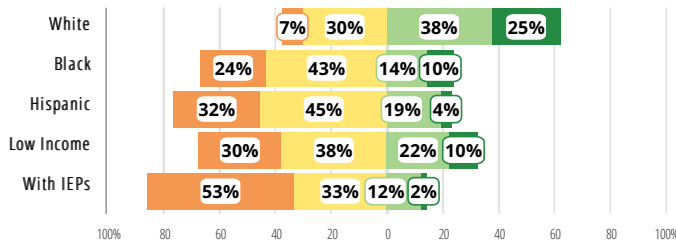
Mathematics



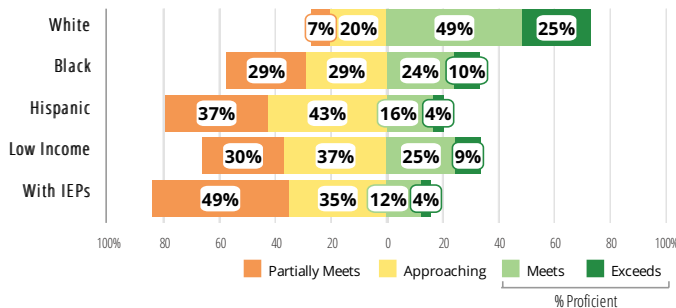
Success by Student Group

This display shows SAT ELA & Math performance levels for each student group. No data is shown for groups with fewer than 10 students.

English Language Arts



Mathematics



School Environment



The **5Essentials Survey** allows students in grades 6-12 and all teachers to share their perspectives on essential conditions for learning. The anonymous survey consists of 5 components.

- Most implementation
- More implementation
- Average implementation
- Less implementation
- Least implementation
- Not Applicable/Low Response

Response Rates

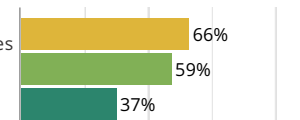
Students	94%
Teachers	84%

- Less Effective Leaders**
Do principals and teachers implement a shared vision for success?
- Average Collaborative Teachers**
Do teachers collaborate to promote professional growth?
- More Ambitious Instruction**
Are classes challenging and engaging?
- More Supportive Environment**
Is the school safe, demanding, and supportive?
- More Involved Families**
Does the entire staff build strong external relationships?

College Readiness

Early College Coursework

Students taking early college coursework in grades 10, 11, and 12



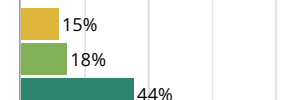
Postsecondary Enrollment

Students who enroll at colleges and universities



Community College Remediation (lower is better)

Students enrolled in Illinois community colleges who require remedial coursework



Graduation Rate

Percentage of students who graduated within 4 years



0% 25 50 75 100%
School District State



Wm Fremd High School

School Highlights

Academic Courses

District 211 is proud to offer a comprehensive set of over 700 unique courses for students to enroll in. These courses allow for career and college major explorations, workplace certificates, and early college credits. Students are encouraged to consider these choices as they investigate and prepare for their post-high school options.

Physical Education, Health and Wellness

District 211's Wellness model extends across each year of high school to match the maturity and needs of the developing young adults in our schools. Helping students understand how physical fitness, healthy decision-making, stress management, and healthy relationships contribute to overall wellness will result in lifelong benefits.

Other Programs and Activities

Each District 211 school offers over 60 clubs and activities providing many opportunities for students to engage with the school community and develop interpersonal skills in non-academic settings. Many extracurricular groups partner with community agencies to deliver services within the community at-large.

School Awards

Each year, District 211 students are named as National Merit Scholars, Illinois State Scholars, and AP Scholars. Over 130 teachers have earned National Board Certification. Staff members are frequently honored by the State's Those Who Excel Award program. Athletic teams and performing groups are regularly recognized for their achievements.

Career Development Courses and Programs

District 211 encourages students to select elective courses aligned with personal areas of interest. These courses provide students opportunities to learn more in-depth about careers and occupations. Additional exploration can be accomplished through participating in District-sponsored Career Treks and internships.

Athletics

District 211 belongs to the Mid-Suburban League and fields interscholastic athletic teams in badminton, baseball, basketball, bowling, competitive dance, cross-country, football, golf, gymnastics, lacrosse, indoor and outdoor track, soccer, softball, swimming, tennis, volleyball, water polo, wrestling, and cheerleading.

School Personnel Resources

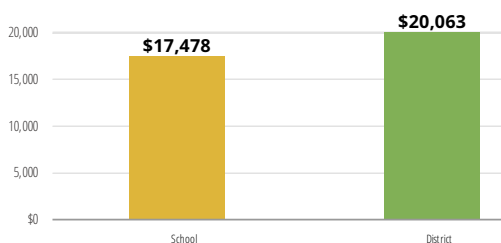
Each District 211 school includes a robust team of staff members devoted to the exclusive purpose of supporting students' social-emotional well-being, academic growth, and readiness for life after high school.

Facilities

Each District 211 high school is located on a 40-60 acre site, and can accommodate 2,000-3,000 students. Each is equipped with an artificial turf stadium, running track, baseball and softball fields, swimming pool, multiple gymnasiums, tennis courts, an auditorium, and music practice rooms, plus computer, reading, science, and vocational labs.

School-Level Finance

The Every Student Succeeds Act requires LEAs to report school-level expenditure data, beginning with School Year 18-19 data. LEAs are required to report actual personnel and non-personnel expenditures of both site-specific and district centralized expenditures. Expenditures are shown at the site level and must be disaggregated by source of funds (federal vs. state/local). These data are self-reported and may differ from AFR data.



Educator Measures

This school has had **2 principal(s)** over the past 6 years. In the last three years, an average of **96% of teachers** return to this school each year.

Student Attendance and Mobility

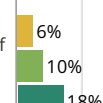
Attendance Rate

Rate at which students are present at school, not including excused or unexcused absences



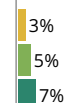
Chronic Absenteeism

Percentage of students who miss 10% or more of school days per year either with or without a valid excuse



Student Mobility

Percentage of students who transfer in or out of the school during the school year, not including graduates



Teacher Retention

Percentage of full time teachers who return to the same school year to year



Legend: School (Yellow), District (Green), State (Dark Green)

FOR MORE INFORMATION

Visit IllinoisReportCard.com to see additional details about each item of information for this school. There you will find charts spanning multiple years, detailed explanations, resources, more of the school's programs and activities, and powerful tools that let you dig deeper into data.

Most of this data has been collected by ISBE from school districts through data systems. Some information, such as the School Highlights, is entered directly by principals and can be updated throughout the year.