



TOWNSHIP HIGH SCHOOL DISTRICT 211
STATEMENT OF REVENUES, EXPENDITURES, OTHER FINANCING SOURCES (USES)
AND CHANGES IN FUND BALANCE
ALL FUNDS FOR THE PERIOD
JULY 1, 2013 - JUNE 30, 2014

Revenue	All Funds	Educational	Operations/ Maintenance	Debt Service	Transportation	Municipal Retirement	Capital Projects	Working Cash	Fire Prev. / Safety
Local Sources*	220,158,876	166,665,352	29,010,026	4,344,751	7,158,739	10,463,034	633,409	1,872,835	10,730
State Sources	18,074,764	12,833,884	69,903	-	5,170,977	-	-	-	-
Federal Sources	6,093,022	6,093,022	-	-	-	-	-	-	-
Total Revenue:	244,326,662	185,592,258	29,079,930	4,344,751	12,329,716	10,463,034	633,409	1,872,835	10,730

Expenditures									
Salaries	135,589,037	119,612,980	10,603,888	-	5,372,168	-	-	-	-
Benefits	48,459,078	34,589,497	2,245,369	-	1,736,246	9,887,966	-	-	-
Purchased Services	11,021,506	5,186,035	4,080,633	-	1,754,838	-	-	-	-
Supplies	9,275,076	6,409,118	1,630,024	-	1,235,933	-	-	-	-
Utilities	4,174,507	-	4,174,507	-	-	-	-	-	-
Capital Outlay	22,204,116	1,614,728	3,188,708	-	693,866	-	10,879,757	-	5,827,057
Miscellaneous*	1,455,259	998,424	456,905	-	(70)	-	-	-	-
Tuition	7,912,351	7,912,351	-	-	-	-	-	-	-
Debt Services	10,555,037	-	-	10,555,037	-	-	-	-	-
Total Expenditures:	250,645,967	176,323,133	26,380,035	10,555,037	10,792,982	9,887,966	10,879,757	-	5,827,057

* Includes Vocational Building Construction Project Sales/Costs

Excess Revenue Over (Under) Expenditures	(6,319,306)	9,269,125	2,699,895	(6,210,286)	1,536,733	575,068	(10,246,348)	1,872,835	(5,816,327)
--	-------------	-----------	-----------	-------------	-----------	---------	--------------	-----------	-------------

OTHER FINANCING SOURCES (USES)

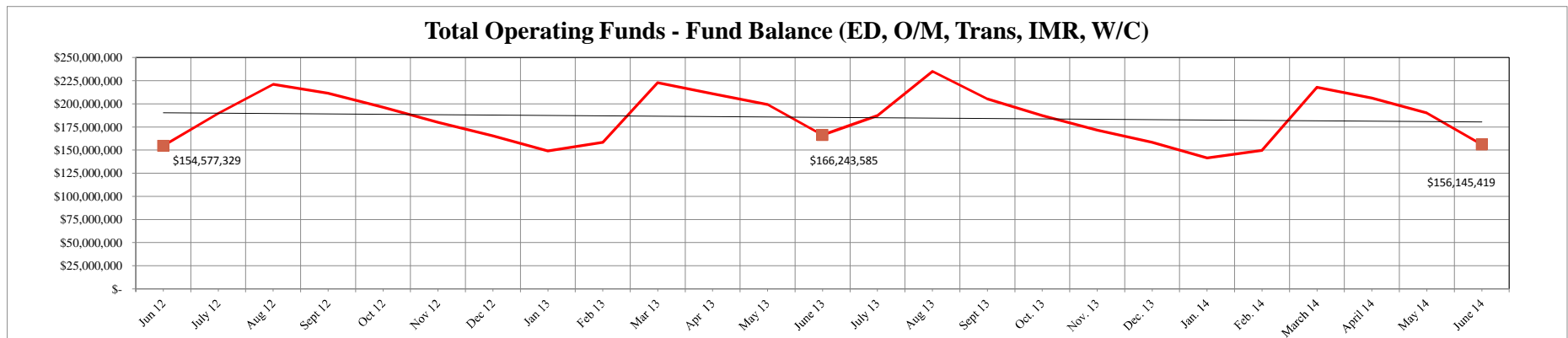
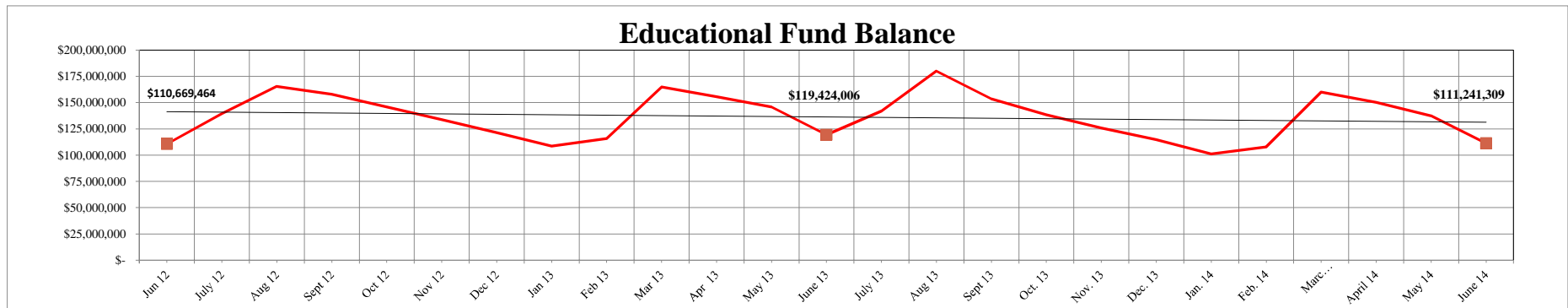
Transfer Out Ed to O&M	(15,000,000)	(15,000,000)	-	-	-	-	-	-	-
Transfer In Ed to O&M	-	-	-	-	-	-	-	-	-
Transfer Out Ed to Debt Service	(1,554,143)	(1,554,143)	-	-	-	-	-	-	-
Transfer Out WC to Debt Service	(2,500,000)	-	-	-	-	-	-	(2,500,000)	-
Transfer In WC to Debt Service	2,500,000	-	-	2,500,000	-	-	-	-	-
Transfer In Ed to Debt Service	1,554,143	-	-	1,554,143	-	-	-	-	-
Transfer Out O/M to CPF	(21,100,000)	-	(21,100,000)	-	-	-	-	-	-
Transfer In O/M to CPF	36,100,000	-	15,000,000	-	-	-	21,100,000	-	-

FUND BALANCES, JULY 1, 2013 (Audited - Cash Basis)	182,057,053	118,526,327	20,045,827	4,065,527	7,682,898	5,612,160	418,122	13,478,693	12,227,499
FUND BALANCES, June 30, 2014 (Cash Basis)	175,737,747	111,241,309	16,645,722	1,909,384	9,219,631	6,187,228	11,271,774	12,851,528	6,411,172



**TOWNSHIP HIGH SCHOOL DISTRICT 211
BALANCE SHEET (CASH BASIS)
AS OF
JULY 1, 2013 - JUNE 30, 2014**

Current Assets	All Funds	Educational	Operations/ Maintenance	Debt Service	Transportation	Municipal Retirement	Capital Projects	Working Cash	Fire Prev. / Safety
Cash & Investments	170,904,533	106,408,094	16,645,722	1,909,384	9,219,631	6,187,228	11,271,774	12,851,528	6,411,172
Petty Cash	15,350	15,350	-	-	-	-	-	-	-
Vocational Projects for Resale	4,667,865	4,667,865	-	-	-	-	-	-	-
Flexible Benefits Deposit	150,000	150,000	-	-	-	-	-	-	-
Letter of Credit Deposit	-	-	-	-	-	-	-	-	-
Inter-Fund Receivable	-	-	-	-	-	-	-	-	-
Total Current Assets:	175,737,747	111,241,309	16,645,722	1,909,384	9,219,631	6,187,228	11,271,774	12,851,528	6,411,172
Liabilities/Fund Balance									
Liabilities -- Inter-Fund Payable	-	-	-	-	-	-	-	-	-
Fund Balance	175,737,747	111,241,309	16,645,722	1,909,384	9,219,631	6,187,228	11,271,774	12,851,528	6,411,172
Total Liabilities/Fund Balance:	175,737,747	111,241,309	16,645,722	1,909,384	9,219,631	6,187,228	11,271,774	12,851,528	6,411,172

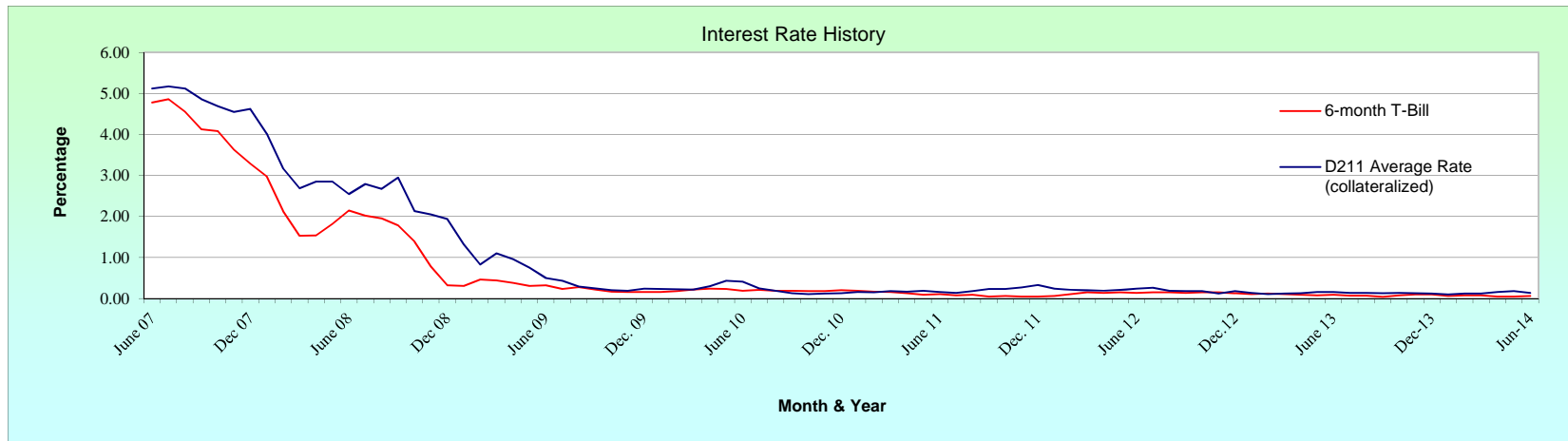




**INVESTMENT SUMMARY FOR PERIOD ENDING
JUNE 2014
(000's)**

Period Ending	Northern Trust General Account Balance	Cash Flow Balance	Investments Purchased This Month	Average Interest Rate	Interest Earnings From Investments Matured This Month	Amount of Interest Earnings Fiscal YTD	*Total Outstanding Investments
FISCAL YEAR 2014							
JUNE 2014	900	676	3,127	0.14%	27	315	171,781
MAY 2014	745	546	1,151	0.18%	37	288	203,589
APRIL 2014	773	665	1,731	0.16%	30	251	220,349
MARCH 2014	551	491	18,754	0.12%	18	220	232,410
FEBRUARY 2014	850	384	4,029	0.12%	11	202	163,572
JANUARY 2014	1,102	461	4,950	0.10%	10	191	155,271
DECEMBER 2013	839	359	5,861	0.12%	13	181	172,203
NOVEMBER 2013	803	460	4,400	0.13%	51	167	187,504
OCTOBER 2013	1,204	789	1,628	0.14%	27	116	212,038
SEPTEMBER 2013	1,384	832	2,185	0.13%	34	89	232,154
AUGUST 2013	1,216	438	10,791	0.14%	33	55	247,463
JULY 2013	1,818	526	2,963	0.14%	22	22	201,976
FISCAL YEAR 2013							
JUNE 2013	1,441	515	1,154	0.16%	21	217	177,480

* Total Outstanding Investments include collateralized money market deposits



CONSENT AGENDA ITEM

**TOWNSHIP HIGH SCHOOL DISTRICT 211
STUDENT ACTIVITY, TRUST FUND
AND CONVENIENCE FUND REPORT
FOR THE PERIOD ENDING
JUNE 2014**

	Balance 5/31/2014	Current Receipts	Current Transfers	Current Disbursement	Balance 6/30/2014
District	51,315.06	2,909.36	-	7,494.95	46,729.47
Palatine	559,836.08	88,113.34	-	55,260.44	592,688.98
Fremd	360,268.28	123,521.33	-	80,681.83	403,107.78
Conant	344,141.78	50,942.90	-	112,171.21	282,913.47
Schaumburg	345,406.52	19,234.52	-	49,367.91	315,273.13
Hoffman Est.	279,793.19	58,099.74	-	56,457.86	281,435.07
Total Funds	\$ 1,940,760.91	\$ 342,821.19	\$ -	\$ 361,434.20	\$ 1,922,147.90
Investments	(1,446,610.12)	(102.47)	-	-	(1,446,712.59)
Cash in Bank	\$ 494,150.79	\$ 342,718.72	\$ -	\$ 361,434.20	\$ 475,435.31

**SUMMARY REPORT
FISCAL YEAR TO DATE**

	Balance 7/1/2013	F.Y.T.D. Receipts	F.Y.T.D. Transfers	F.Y.T.D. Disbursement	Balance 6/30/2014
District	44,076.15	39,705.35	(100.00)	36,952.03	46,729.47
Palatine	385,510.53	1,257,087.96	415.14	1,050,324.65	592,688.98
Fremd	363,221.42	1,250,782.44	(565.00)	1,210,331.08	403,107.78
Conant	221,891.52	983,734.62	59.00	922,771.67	282,913.47
Schaumburg	235,361.17	931,365.14	80.00	851,533.18	315,273.13
Hoffman Est.	273,300.06	764,249.73	110.86	756,225.58	281,435.07
Total Funds	\$ 1,523,360.85	\$ 5,226,925.24	\$ -	\$ 4,828,138.19	\$ 1,922,147.90
Investments	(1,035,964.21)	(748.38)	(410,000.00)	-	(1,446,712.59)
Cash in Bank	\$ 487,396.64	\$ 5,226,176.86	\$ (410,000.00)	\$ 4,828,138.19	\$ 475,435.31