

Versatrans My Stop

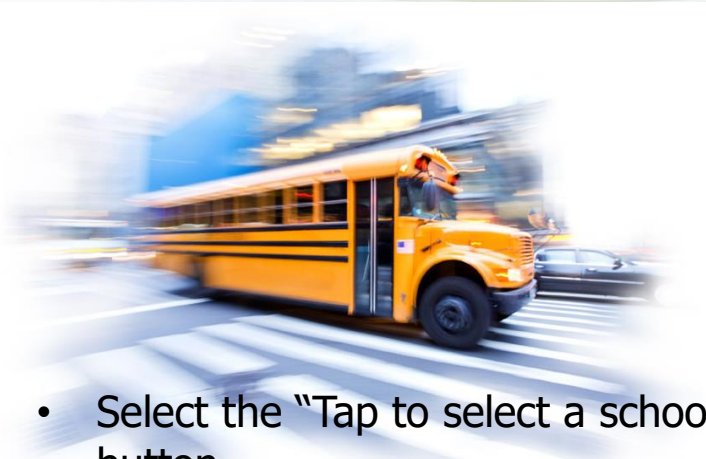


Instructions for Accessing the My Stop Mobile App

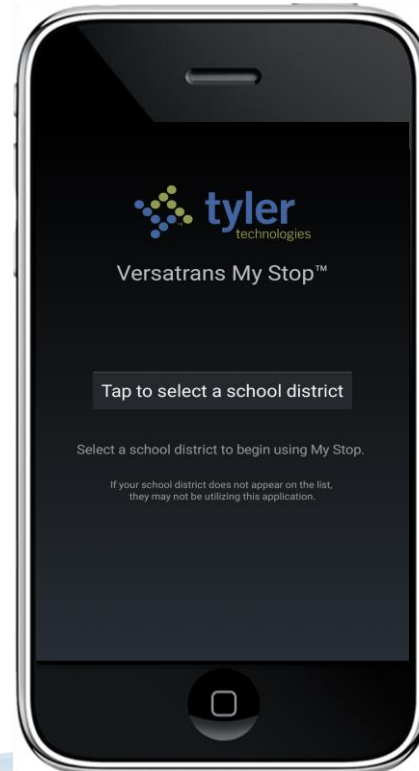
- Download the app onto your smartphone
 - Launch the App Store on your iPhone or Google Play Store for Android phones
 - Search for “Versatrans My Stop” by Tyler Technologies, Inc
 - Install app
- Launch the app from your home screen named Versatrans My Stop



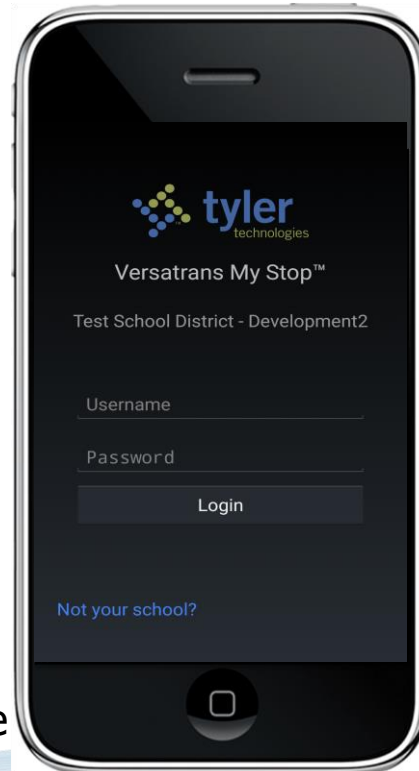
Getting Started...



- Select the “Tap to select a school district” button
 - This brings up a “Closest Districts” list
 - If you do not find your District, select the “All Districts” button at the bottom
 - Find Palatine Township High School District 211 (IL)



Log In

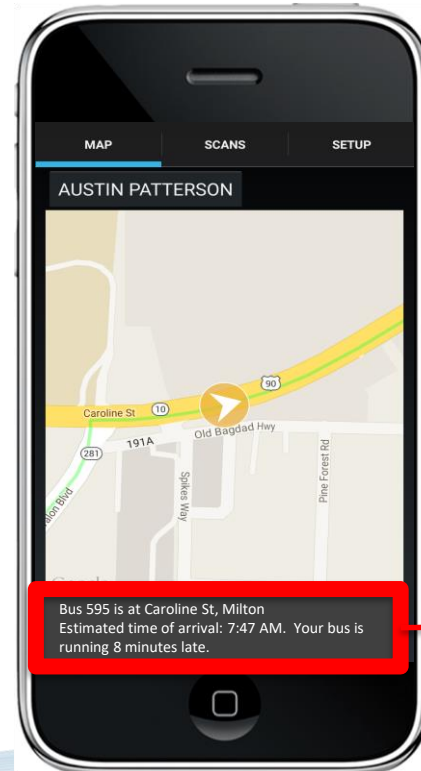


- Enter your username and password to log in
 - Login credentials are determined by the school district – you will receive the username and password via a communication mailed to your home address from the transportation department.
 - Once logged in, you can select the “Setup” button at the top right and then select “Change Password” to modify your login credentials. Usernames cannot be changed.

Bus Delays

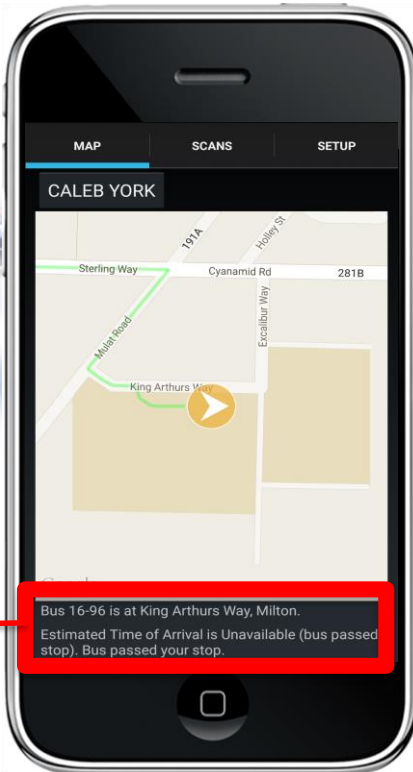


- The main screen of the app will display a map of the district
 - You will see a yellow arrow on the screen that indicates where your student's bus currently is if there is a planned route for the current time



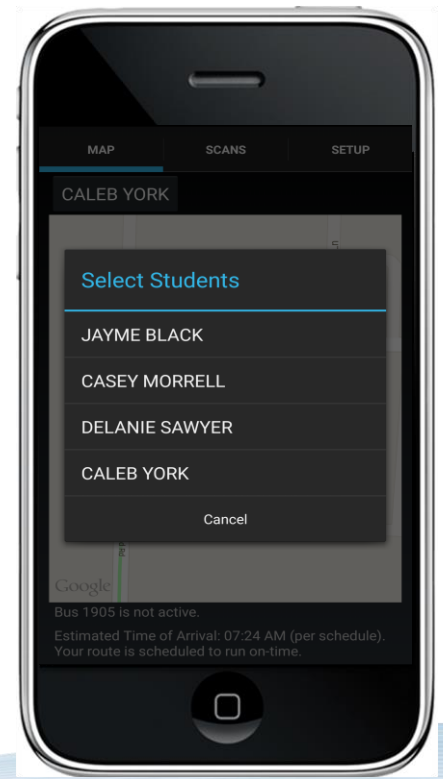
- Messages will be below the map stating estimated time of arrival for your bus.

Bus has completed routine stop



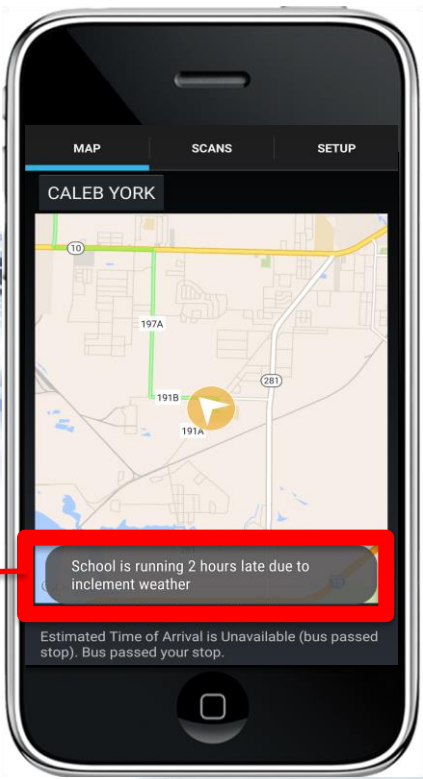
- If the bus has already made its routine stop at your location you will see this message.

Households with multiple District 211 students



- To change between students without logging out, tap the student's name at the top left to bring up a list of all household students

Broadcasting Notifications



- Special Alert Notifications
- The bubble message is what you will see when the District pushes out a specific message to you pertaining to your bus.

